

THE
INDIGENOUS
EDUCATION
DEPARTMENT
PRESENTS



ROCK YOUR MOCS



You're invited on a journey that celebrates the diversity and beauty of Indigenous cultures across Canada.

TERRITORY ACKNOWLEDGEMENT

The Chilliwack School District operates on the traditional and ancestral lands of the Ts'elxwéyeqw (Ch-ihl-kway-uhk), Pilalt and Semá:th Peoples. Located within the Sto:lo territory, Ts'elxwéyeqw is a watershed of interconnected lakes, rivers, and streams. The very word, Ts'elxwéyeqw, describes the action of traveling upstream.

HOW TO USE THIS RESOURCE

This resource can be used along with a powerpoint presentation to celebrate Indigenous cultural diversity in Canada. This resource is intended to share some culturally significant practices culminating in 'Rock Your Mocs.' This activity can be used school wide to share the intention of Rock Your Mocs and build a collective understanding. This resource culminates with an art activity to create a school display.

A NOTE FOR TEACHERS

This package is an access point for you and your students to explore the history of Indigenous cultures in Canada, and the diversity of culture. You can always extend the learning. Please see the back of this resource for extension ideas.

Purpose:

- Positive personal and cultural identity
- Building relationships and valuing diversity
- Personal awareness and responsibility

CURRICULAR CONNECTIONS

Connections to curriculum can be found in English Language Arts, Math, Social Studies, Physical and Health Education and the Arts.

WHAT IS ROCK YOUR MOCS?

What is the Rock Your Mocs event?

Established 2011, Rock Your Mocs, is best described as a worldwide Native American & Indigenous Peoples virtual unity event held annually and during November National Native American Heritage Month in the U.S.A. During the Rock Your Mocs, people wear their moccasins, take a photo, create a video or story, add the hashtag #ROCKYOURMOCS and upload to social media. This creates “an online photo album” for the world to see and enjoy. Rock Your Mocs is wherever you are and also, individuals, organizations, businesses, schools, museums and tribes are taking the initiative to create their own independent local events too!

Dates:: A full week in November!

Why:

A positive opportunity celebrate tribal individuality united by wearing moccasins. We honor our ancestors, and indigenous peoples worldwide, during Rock Your Mocs events and commemorate National Native American Heritage Month

WEAR YOUR MOCCASINS OR A TURQUOISE AWARENESS RIBBON OR T-SHIRT OR ORGANIZE AN EVENT.

Post to Social Media: Add the hashtag #ROCKYOURMOCS, post your photo using Social Media (Facebook, Twitter, Snapchat, Instagram etc.)



www.rockyourmocs.org

PRIMARY



CORE COMPETENCY

I can value diversity: Students value diversity, defend human rights, advocate for issues, and interact ethically with others. They are inclusive in their language and behaviour and recognize that everyone has something to contribute. Their approach to inclusive relationships exemplifies commitment to developing positive communities.

Connect (5 Minutes):

To introduce this lesson, students are going to talk about what it means to have a superpower. Indigenous peoples also have super powers. Those powers are in the form of culture, language and dance.

SUPERPOWER

Process (10-15 Minutes):

Read *Whats My Super Power* by Aviaq Johnston. Choose 2-3 stopping points in the story to prompt discussion about Indigenous culture and language.



- Watch this music video 'We Are One' by Taboo
- <https://www.youtube.com/watch?v=XHhbeRJudY4>

Transform (10-15 Minutes):

Introduce activity

- Following this lesson students will design a moccasin that represents their part in moving forward together as a community. Prompt students to think about their 'why' - **connect to superpowers and why we celebrate culture as if it were a superpower.**
- Why is it important to learn about different cultures, especially Indigenous cultures in Canada?
- The moccasins will be placed in a group display that can share an uplifting message on *Rock Your Mocs Day*

RECONCILIATION ONE STEP AT A TIME WALKING TOGETHER


- (ex. "Reconciliation one step at a time," "Walking together.")
- Students can include positive words or phrases on their moccasins, or just design a moccasin. Colour and cutout for display.
- Display example slide of the many different types of moccasins.

Reflect


- As students place their moccasin in the display have them reflect on what they connected to in the story or music video.

DONT FORGET

**Rock your Mocs or Wear
Turquoise**



INTERMEDIATE/MIDDLE



CORE COMPETENCY

I can value diversity: Students value diversity, defend human rights, advocate for issues, and interact ethically with others. They are inclusive in their language and behaviour and recognize that everyone has something to contribute. Their approach to inclusive relationships exemplifies commitment to developing positive communities.

Connect:


To introduce this lesson, choose a word from the list below and have students in small group or whole class brainstorm/develop an idea what it means to them. Our focus is building positive relationships with other people, and knowing that we have many cultures in our world.

Celebrate friendship kindness
together identity culture

Process:

Use powerpoint to guide discussion on the following information

- Indigenous peoples in Canada (First Nation, Inuit & Metis)
- Indigenous Languages
- Indigenous cultures
- Powwow
- Song & Dance
- Our Why



Watch this music video 'We Are One' by Taboo

<https://www.youtube.com/watch?v=XHhbeRJudY4>

Transform:

Introduce activity

- Following this lesson students will design a moccasin that represents their part in moving forward together as a community. Prompt students to think about their 'why'
- Why is it important to learn about different cultures, especially Indigenous cultures in Canada?
- The moccasins will be placed in a group display that can share an uplifting message on *Rock Your Mocs Day*

RECONCILIATION ONE STEP AT A TIME WALKING TOGETHER


- (ex. "Reconciliation one step at a time," "Walking together.")
- Students can include positive words or phrases on their moccasins, or just design a moccasin. Colour and cutout for display.
- Display example slide of the many different types of moccasins.

Reflect

- As students place their moccasin in the display have them reflect on what they can do to help celebrate Indigenous culture moving forward.
 - attend an event? (powwow)
 - listen to Indigenous music
 - Read Indigenous authors, or share Indigenous art.

DON'T FORGET

Rock your Mocs or Wear Turquoise



EXTENSIONS



Continue your learning journey as a class with the following topics, or resources.

PRIMARY

Molly of Denali - <https://pbskids.org/molly>



INTERMEDIATE/MIDDLE



HIGHSCHOOL

